

SUMMER PACKET

This packet Belongs
To:



©Mrs Vs Chickadees

Getting Ready for 1st Grade!

Dear Parents,

This year, as we continue on the process of learning to read, the students will be doing something calling "tapping" their words. I encourage you to help your child use this strategy at home to reinforce what they are learning at school.

For each word, the child will first say each letter to you

MAT – child says M - A - T

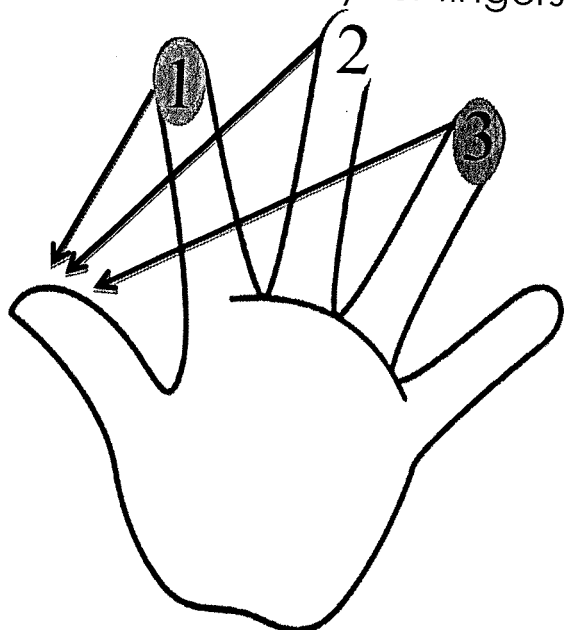
Then child taps each letter sound

Tap thumb to index finger while saying - /m/

Tap thumb to middle finger while saying - /a/

Tap thumb to ring finger while saying - /t/

Then blend the sounds and say the word as you drag your thumb across your fingers beginning with the index finger.



1	2	3
M	A	T

Sight Word Ideas

1. Draw a ladder and put a word on each step. Your child sees how far he/she can climb the ladder by reading the words without 'slipping'.
2. Stepping Stones. Scatter sight word cards on the floor. Step on a sight word and say the word.
3. What's Missing? Place 6 sight words in front of your child. Ask your child to have a good look. They then close their eyes while you take 2 words away. Can they work out what's missing?
4. Shaving Cream Sight Words
5. Sight Word Finger Painting!
6. Play Dough Fun! Create sight words from play dough.
7. Write the words in the sand.
8. Write the words in colored chalk.
9. Swatting Flies- lay sight word cards on the floor and when you call a word, your child must 'swat' it as fast as they can!
10. Draw a picture for each sight word.

SECOND EDITION

LEVEL K: TRICK WORDS (in alphabetical order)

Total Words: 27

- a
- and
- are
- as
- be
- by
- do
- for
- from
- has
- have
- he
- his
- I
- is
- me
- my
- of
- one
- or
- she
- the
- they
- to
- was
- we
- you

Kindergarten
Sight Words
to review.

* should be able
to read/write
all of these
Words.

Unit 8: 9 words

WEEK 1 some could want

WEEK 2: say do first

WEEK 3: any my now

Unit 9: 6 words

WEEK 1 our over come

WEEK 2: would after also

Unit 10: 9 words

WEEK 1: many before called

WEEK 2: how your down

WEEK 3: should because each

Unit 11: 9 words

WEEK 1: people Mr. Mrs.

WEEK 2: years says little

WEEK 3: good very own

Unit 12: 6 words

WEEK 1: see work between

WEEK 2: both being under

Unit 13: 6 words

WEEK 1: never another day

WEEK 2: words look through

Unit 14: 9 words

WEEK 1: friend around circle


WEEK 2: does nothing write

WEEK 3: none color month

-uck

Dad's Truck

Dad has a truck.
He put a duck in the truck.
Then, the truck got stuck.
It got stuck in some muck.
What bad luck!
It was good luck for duck.
He likes pond muck!



1. Dad has a _____.
 car
 buck
 truck
2. _____ is in the truck.
 A duck
 A dog
 A buck
3. The truck got _____.

4. Who had good luck?
 Dad
 the duck

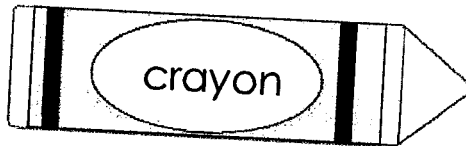
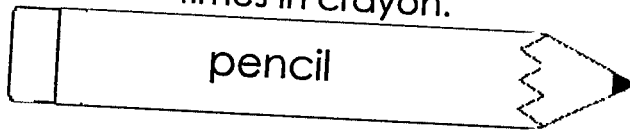
Number	Title of Book

Name _____

Date _____

Practice your name

Directions: Write your first and last name 3 times in pencil and 3 times in crayon.



Writing

Trace each letter.

Rewrite the
letters on the lines.

Week 1

A B C D E F G

H I J K L M N


O P Q R S T U

V W X Y Z

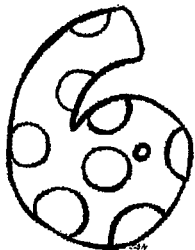
Reading

Look at the picture
and circle the word.


Week 1



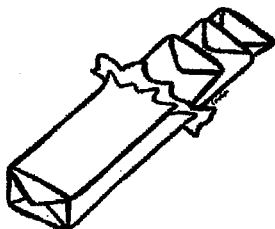
Jam Jan Job




San Sin Six




Can Cob Car



Gob Gum Gun



Lin Mid Lid



Ton Tin Tub

Writing

Trace each letter.

Rewrite the

letters on the lines.

Week 2

a b c d e f g

h i j k l m n

o p q r s t u

v w x y z


Reading

Unscramble the sentence.

Week 2



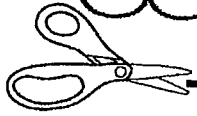
Paste Here	Paste Here	Paste Here	Paste Here
------------	------------	------------	------------



Write the sentence

Draw a picture to match the sentence






sun	yellow.	is	The
-----	---------	----	-----

Writing


Use each sight word in a sentence.

Week 3










-at

Cat Has a Hat

Nat has a big cat.
The cat has a big hat.
The cat is on a mat.
It is a big mat.
Nat likes the hat.
Nat likes the mat.
Nat likes the big cat.



1. Nat has a _____.

- dog
- rat
- cat

3. Nat's cat is _____.

- big
- little
- red

2. Where is the cat?

- in the tub
- on a mat
- on a bed

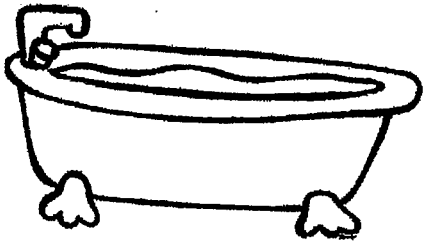

4. Who has a cat?

.....

Reading

Build each word using the letters below.

Week 3




© Mrs V's Chickadees 2016

t	o	g	l	m
u	d	b	u	

Writing

Week 4

Imagine you are at the beach for an entire day. You have a sand pail and shovel. What would you do?




Handwriting practice lines consisting of multiple sets of three horizontal lines: a solid top line, a dashed middle line, and a solid bottom line.

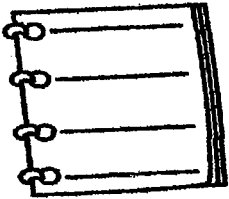
Reading

Look at the picture and circle the word.


Week 4



Red Bed Rat




Pet Pad Sam




Men Ham Hen



Sob Cab Can



Net Not Mat




Ham Tin Hot

Writing

Week 5

Imagine you got to travel the bottom of the ocean in a submarine. What would your day be like?

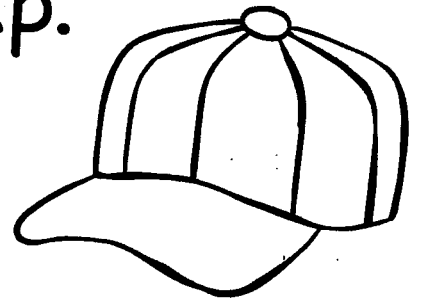


A series of horizontal lines for writing, consisting of solid top and bottom lines with a dashed midline, repeated down the page.

-ap

Pap's Cap

Pap has a red cap.
It is a big red cap.
I sit in Pap's lap.
I get his cap.
Pap taps the cap.
"You can have the cap,"
said Pap.



1. Pap has a _____.

.....

2. What color is the cap?

- blue
- yellow
- red

3. What does Pap tap?

- the map
- the hat
- the cap

4. Where did he sit?

- on the mat
- in Pap's lap
- on a map

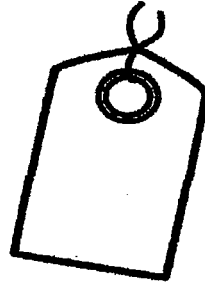
Reading


Change the first letter.
Write the new word.

Week 5



bag






man






fed






sat






men



Writing

Week 6

What are some of your reading goals for the rest of the summer?



A series of horizontal lines for writing, consisting of solid top and bottom lines with a dashed midline, repeated ten times.

Reading


Draw a line to match the
word to the correct
picture.

Week 6


bib



hut



sob




wet



-ing

The King



Ling can sing.
She will sing for the king.
She will sing in the spring.
She will bring music.
She sings with the strings.
The king is happy.
He gives her a ring!

1. She can _____.

play

run

sing

2. Who can sing?

3. She sings for _____.

the queen

the king

the fans

4. He gives her a _____.

string

ring

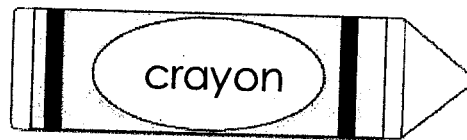
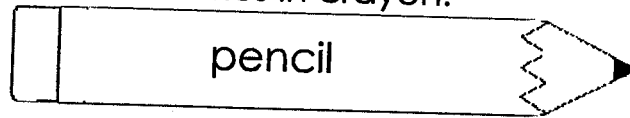
thing

Name _____

Date _____

practice your name


Directions: Write your first and last name 3 times in pencil and 3 times in crayon.



Writing

Week 7

What are some of your goals for first grade?



Handwriting practice lines consisting of multiple sets of three horizontal lines: a solid top line, a dashed middle line, and a solid bottom line.

Reading

Week 7

Read and circle the 2 errors

the pool iz cold.


Rewrite the sentence correctly

Illustrate

Writing

Week 8

How do you feel about going back to school?
What are you excited about? What are you
worried about?



Handwriting practice lines consisting of multiple sets of three horizontal lines: a solid top line, a dashed middle line, and a solid bottom line.

Reading



Week 8

Read each sentence. Cut and paste the correct picture to match the sentence.

1. The cat is fat.

1

Paste Here

2. My dog is at the vet.

2

Paste Here

3. The dog is on the mat.

3


Paste Here

4. It is a tan van.

4

Paste Here


© Mrs V's Chickadees 2016



-ip

Pip the Cat

Pip is my cat.
He likes to sip milk.
Pip has a toy rat.
He nips at the rat.
He rips the toy rat.
Don't rip it, Pip!



1. Pip is a _____.

.....

2. Pip has a toy _____.

- dog
- rat
- cat


3. What does Pip sip?

- milk
- cake
- eggs

4. What did Pip rip?

- a toy bat
- a toy rat
- a ball

READING LOG



READING

Keep a record of the books you read during **SUMMER VACATION**.

TITLE OF BOOK	AUTHOR	PAGES READ	DATE READ